

Appendix 1: Databases from the manitoba population research data repository used in the study

Domain	Database	Description
Health	Manitoba Health Insurance Registry	Demographic information on individuals registered for health insurance in Manitoba, including age, sex and area of residence
Health Health	Hospital Discharge Abstracts Database Cadham Provincial Laboratory	Reasons for hospitalisations, including births Laboratory test results, e.g., for sexually transmitted infections
Health Health/Social	Medical Claims/Medical Services PATHS Data Resource	Physician claims for ambulatory visits; visit diagnosis codes A dataset containing information on the health, socioeconomic status, social services use and education assessments of children born 1984–2016 who lived in Manitoba at some point during their childhood
Health/Social	BabyFirst Screen and Families First Screen	Universal survey administered at birth that contains information on biological, social, and family characteristics of newborns and mothers
Health/Social	Healthy Baby Prenatal Benefit	Information on biological, social, and family characteristics of expectant mothers
Social	Social Assistance Management Information Network	Individual-level information on receipt of income assistance
Social	Child and Family Services	Information on families receiving services from Child and Family Services and families whose children had been taken into care
Social	Public Use Canada Census Files	Information on average small area-level household income, which we used to construct income quintiles and measure socioeconomic status
Social Education	Prosecution Information and Scheduling Management Enrollment, Marks and Assessments	Information on individuals who have ever been witness to a crime, accused of a crime, or a victim of a crime School enrollment, grade repetition, and high school graduation records; literacy, numeracy and student engagement assessments



Appendix 2: Study outcome definitions

Education Outcomes

Grade 3 Numeracy

Meets expectations
Approaching expectations
Requires ongoing help

For Grade 3 numeracy, a student is scored on 4 competencies: i) predicts an element in a repeating pattern; ii) understands that the equal symbol represents an equality of terms on either side; iii) understands that a given whole number may be represented in a variety of ways (up to 100); iv) uses mental math strategies to determine answers to addition and subtraction questions (up to 18).

Grade 3 Reading

Meets expectations
Approaching expectations
Requires ongoing help

For Grade 3 reading, a student is scored on 3 competencies: i) reflects on and sets reading goals; ii) uses strategies during reading to make sense of texts; iii) demonstrates comprehension.

Grade 7 Student Engagement

Established
Emerging
Developing
Inconsistent

For Grade 7 student engagement, a student is scored on 5 competencies: i) demonstrates an interest in learning; ii) engages in self-assessment; iii) is aware of learning goals in a unit of study and/or personal learning goals; iv) participates in lessons; v) accepts responsibility for assignments.

Grade 7 Mathematics

Meets expectations
Approaching expectations
Not meeting expectations

For Grade 7 mathematics, a student is scored on 6 competencies: i) develops mental images to represent numbers and compare them; ii) makes sense of the relationships between numbers and the structure of the number system; iii) understands that a given number may be represented in a variety of ways; iv) represents, recognises, constructs and extends number patterns; v) models patterns on graphs; vi) writes an algebraic equation for number patterns to solve problems.

Grade 7/8 Reading & Writing

Meets expectations
Approaching expectations
Not meeting expectations

For Grade 7/8 reading and writing, a student is scored on 6 competencies: i) understands key ideas and messages in a variety of texts; ii) can interpret a variety of texts; iii) can respond critically to a variety of texts; iv) generates, selects and organises ideas to support a reader's understanding; v) chooses language to make an impact on the reader; vi) uses conventions and resources to edit and proofread to make meaning clearer.

High School Graduation

Completed high school within two years of expected graduation year, based on birth year

Health & Social Outcomes

Justice System Encounters

Recorded in the Manitoba Justice data as being accused of a crime, a witness to a crime, or a victim of a crime

Teen Pregnancy

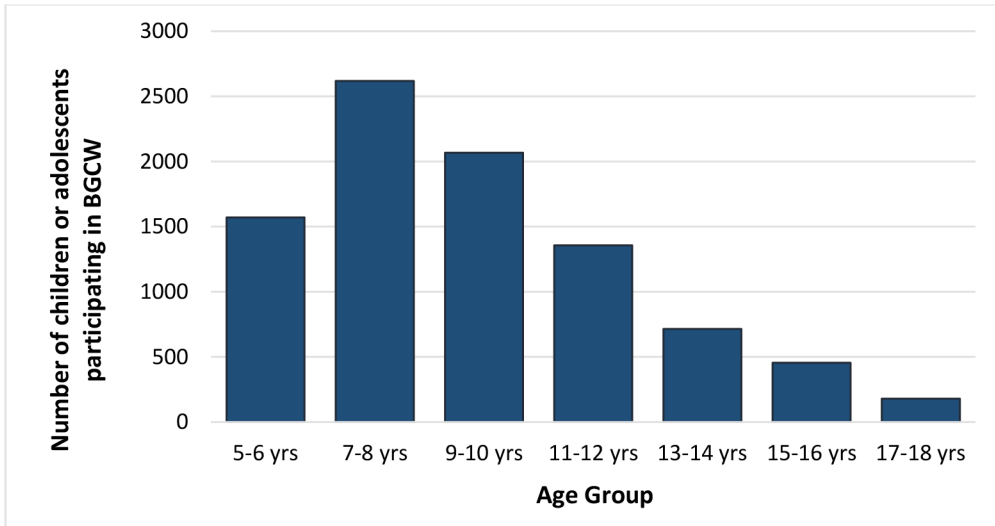
All pregnancies among female study population adolescents aged 15–19, including those not resulting in a live birth.

Positive Test for Sexually Transmitted Infection

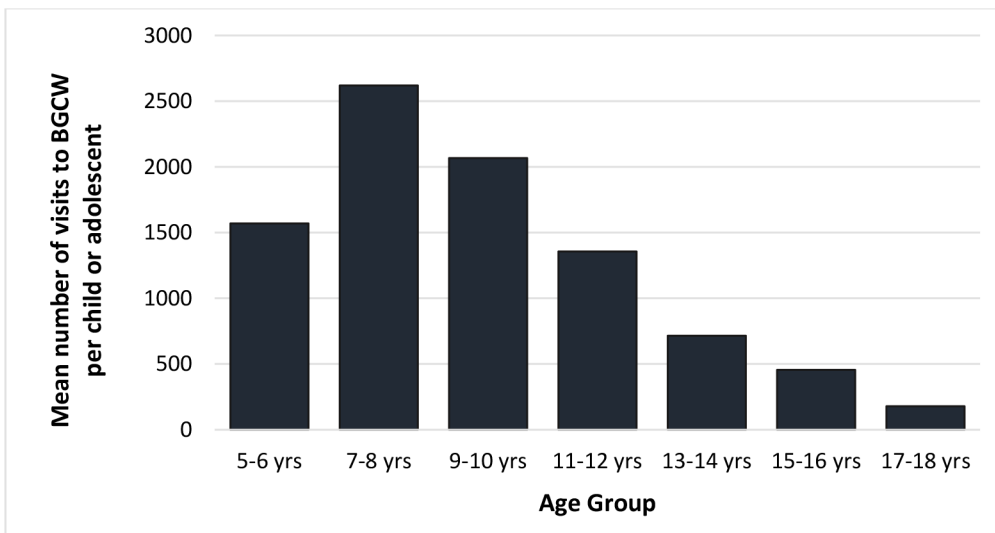
At least one positive laboratory test for syphilis, chlamydia and gonorrhoea among 13–19 year old adolescents.



Appendix 3: Age distribution among BGCW participants



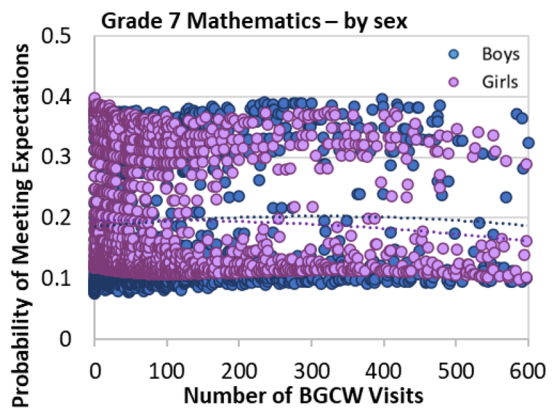
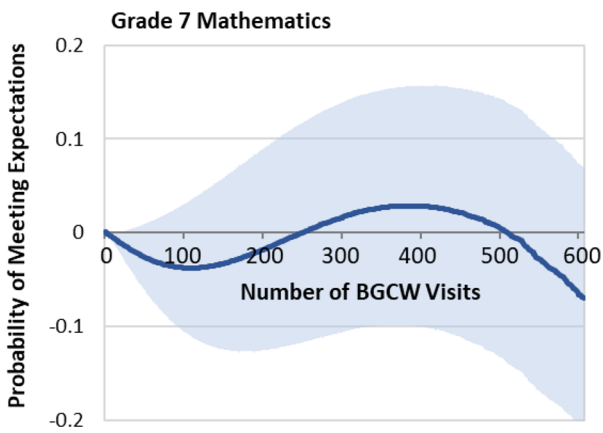
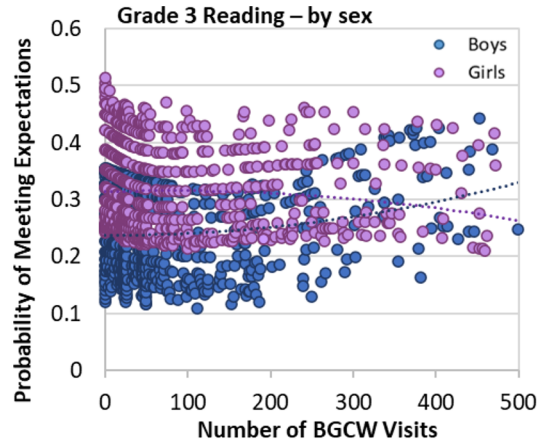
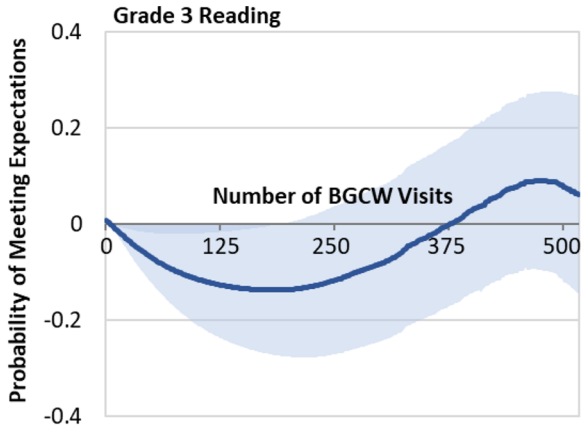
Number of children and adolescents participating in BGCW programs by age group



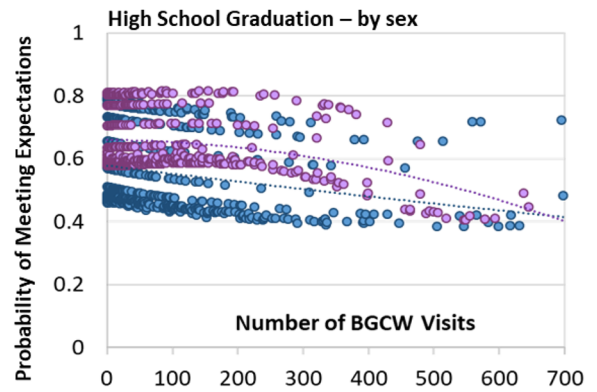
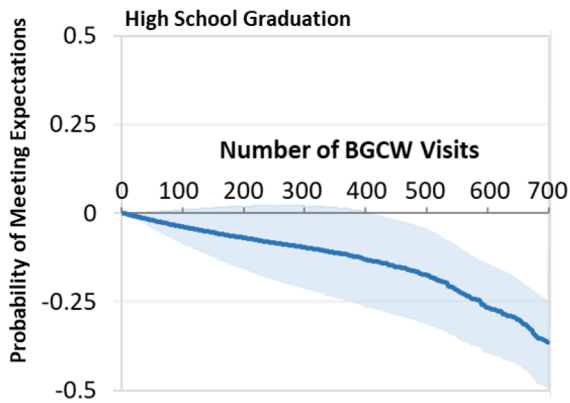
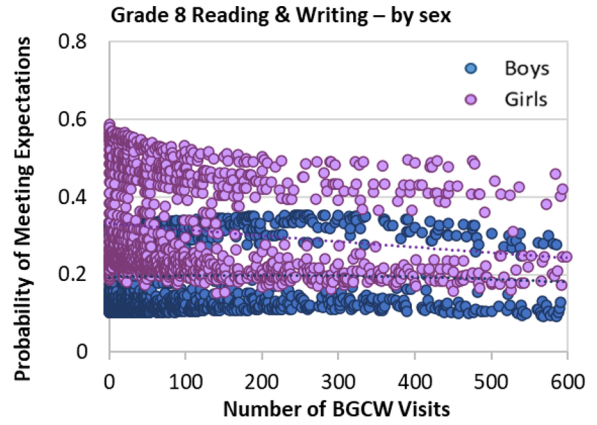
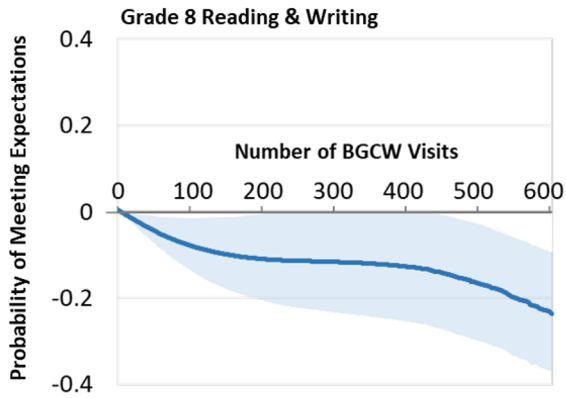
Mean number of visits/child or adolescent to BGCW programs by age group



Appendix 4: Education outcomes associated with participation in the Boys & Girls Clubs of Winnipeg



Appendix 4: Continued



Adjusted for cohort characteristics (mother’s age at first birth, the socioeconomic factor index (SEFI-2), number of residential moves, receipt of income assistance, receipt of services from Child Protection Services, child taken into care, and mother diagnosed with a mental disorder) and level of participation in BGCW. BGCW: Boys & Girls Clubs of Winnipeg.

